Solution Brief

Performance Monitoring for Oracle WebLogic Servers

Total Performance Visibility



Key Benefits

- ✓ **Improve uptime and performance** of Java applications and services
- ✓ **Detect and resolve application** slowdowns before end-users are affected
- ✓ **Troubleshoot faster** by gaining deep performance insights and KPIs about WebLogic performance
- ✓ **Eliminate finger-pointing** between IT Ops, DevOps and developers by automatically pinpointing the root cause of performance issues
- ✓ **Single monitor for everything Java:** Monitor JVMs, containers, web front end, databases, underlying physical and virtual infrastructure from a single console

> *eG Enterprise gives us performance insight into our business-critical applications. It provides real-time and detailed visibility of every key component. With its prediction and analysis reports, we can be proactive instead of reactive.*
>
> **Thomas de Hoog**
> Travel Information GVB

The Oracle WebLogic application server is widely used for hosting highly transactional Java EE applications and services. To ensure business continuity and performance, it is essential to monitor the WebLogic application server, the application components it hosts and the tiers supporting it. Administrators must be able to proactively detect problems before they affect users, diagnose the root cause, and provide resolution quickly to get the service back up and running. eG Enterprise radically simplifies performance monitoring, diagnosis and reporting for Oracle WebLogic environments.

In-Depth Oracle WebLogic Monitoring & Diagnostics

eG Enterprise provides a single-pane-of-glass view of the entire Oracle WebLogic infrastructure. From a centralized web console, application owners, developers and administrators can monitor the full Java stack including the JVM, web and EJB containers, problematic application code, database connections, queries, and external web service calls.

ORACLE FUSION MIDDLEWARE WEBLOGIC SERVER

Out-of-the-box monitoring models, pre-built dashboards and reports provide in-depth diagnostics for all aspects of WebLogic server performance, including Java transactions, EJB, servlets, JMS, threads, topics, connectors, queues, JDBC connectivity, and more.

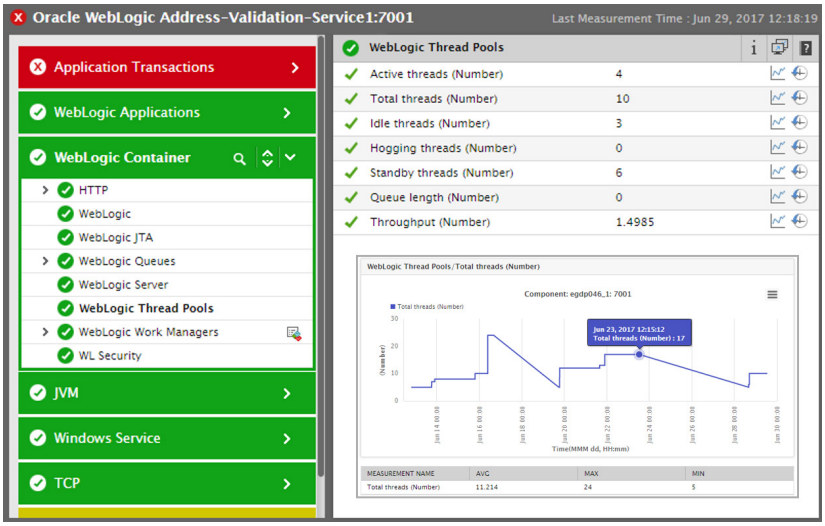

Oracle WebLogic monitoring using eG Enterprise

eG Enterprise analyzes WebLogic Server performance over time, and baselines metrics to alert on abnormal behavior. Automated performance correlation and root cause analysis provide contextual visibility of WebLogic performance with that of other tiers (web server, database, virtualization, storage, operating system, etc.) and isolate the exact cause of performance problems. This helps developers and operations teams help avoid finger-pointing and accelerate troubleshooting of Java application failures.

Get Answers to Key Performance Questions

- Which of the Java business transactions are slow, stalled or having errors?
- Where is the response time slowdown: in the Java code, in the database queries, or in external web service calls?
- Is the EJB cache sized correctly? Are there too many cache misses?
- Are Java servlets executing within acceptable processing thresholds?
- Are there any connection leaks in JDBC connectivity?

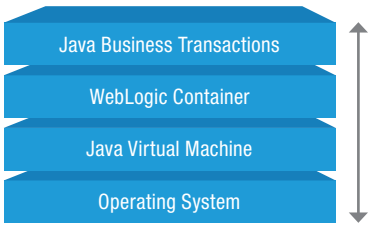

Full stack WebLogic application visibility

Key Capabilities of eG Enterprise for Monitoring Oracle WebLogic Server

eG Enterprise provides in-depth performance metrics to resolve complex performance problems in your WebLogic infrastructure.

Business Transactions	Enterprise Java Beans (EJB)	Servlets	JMS
• Slow, stalled, error-prone transactions • Code-level & query-level issues • Slow third-party remote calls	• Cached, used, idle, locked and destroyed beans • Thread timeouts • Cache hit and miss rates	• Servlet execution time • Invocation count • Servlet reloads	• Data received and pending • Session pool count • Current, received and pending messages
Queues and Topics	**Threads and Work Managers**	**Connectors**	**JDBC Connectivity**
• Messages pending, moved and deleted • Bytes and consumers count	• Idle and stuck threads • Thread utilization • Completed and pending requests	• Connections created, destroyed, matched, rejected, and recycled • Current active and free connections	• Pool availability • User connections % • Waiting requests • Leaked connections

Going Beyond Oracle WebLogic Monitoring

eG Enterprise delivers total performance assurance for Java applications:

- **User experience monitoring:** Using synthetic and real user monitoring, you can identify user experience issues and slow transactions. Find out if the issue is in the browser, network, or server-side.
- **Business transaction tracing:** Trace slow transactions across the application runtime architecture and isolate server-side issues causing application slowdowns.
- **Application code-level visibility:** In a single click, drill down to inefficient application code and poorly written-database queries and pinpoint problems.
- **In-depth JVM monitoring:** Comprehensively monitor every aspect of JVM performance including CPU, heap and non-heap memory, threads, classes, garbage collection, and more.

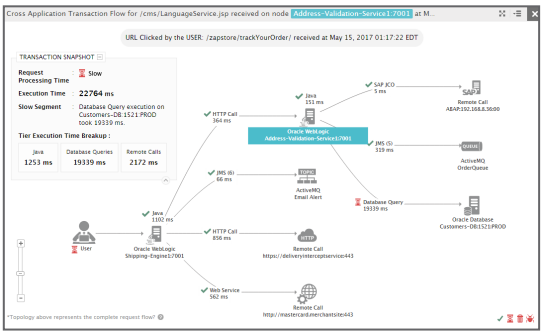

Tracing transactions to identify code-level bottlenecks

In addition to Oracle WebLogic, eG Enterprise provides out-of-the-box monitoring for other application servers such as JBoss, IBM WebSphere and Tomcat, plus many Oracle applications, including Oracle Database, Web Server, Communications Messaging Server, Tuxedo, PeopleSoft, Siebel, and more.

About eG Innovations

eG Innovations is dedicated to helping businesses across the globe transform IT service delivery into a competitive advantage and a center for productivity, growth and profit. Many of the world's largest businesses use eG Enterprise to enhance IT service performance, increase operational efficiency, ensure IT effectiveness and deliver on the ROI promise of transformational IT investments across physical, virtual and cloud environments.

www.eginnovations.com | sales@eginnovations.com

USA: +1 866 526 6700 I UK: +44 (0)207 993 8325 I The Netherlands: +31 (0)70 205 5210 I Germany: +49 (0)151 222 852 96 I LATAM: +5511 98123 6966
Singapore: +65 6423 0928 I Hong Kong: +852 3511 6785 / 86 I India: +91 44 4263 9553 / 9566 I Korea: +82 02 318 0392 I ANZ: +61 8 7079 0524